

Sampler Quilt Along 2022


Alternate Block: Nine Patch Chain

Note: fabric is calculated at 40" wide, if your fabric is 42" wide, you may need less strips.

Light fabric: twin (queen)

Cut 6(13) strips 4 ½" x wof,
subcut into 48(100) 4 ½" squares

Cut 7(13) strips 2 ½" x wof,
Subcut only 2(3) strips into 28(40) 2 ½" squares.



Make 6(16) blocks

Dark Fabric:

Cut 3(5) strips 4 ½" x wof
Subcut into 20(36) 4 ½" squares
and 2(2) 4" squares , cut once on the diagonal

Cut 1(1) strip 7 ½" x wof,
subcut into 3(4) 7 ½" squares, cut twice on diagonal

Cut 5(10) strips 2 ½" x wof



Save remaining fabric for 1st border


Note: 4-patch measures 4 ½" x 4 ½" You will need 34(100)

Block measures 12 ½" x 12 ½"

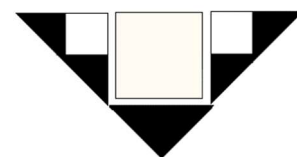
You will need 6(16) full blocks, 10(16) half-blocks for the set-in triangles and 4 corner units.



Make 28(40) units



Make
10(16) Half blocks
Set-in triangle unit



Make 4 corner units